

Thank you for selecting FLO Easy Manual Breast Pump, Model no XN-J205. Flo Easy is a V.MAX product, guaranteed for 2 years and carefully designed for mothers.




XN-J205



Bom list

- 1 Handle
- 2 Handle holder
- 3 Suction silica piston
- 4 Suction adjustable lever
- 5 Body head
- 6 Silicone Massage pad
- 7 Dust shield
- 8 Suction valve
- 9 Baby bottle
- 10 Base



Important


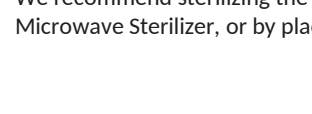
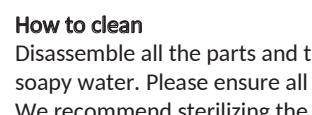
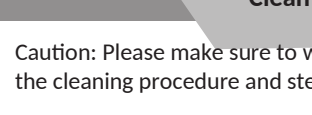
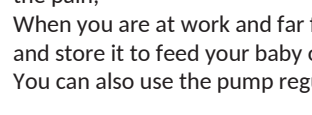
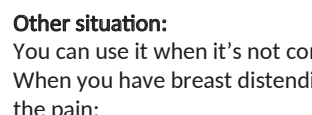
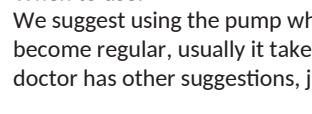
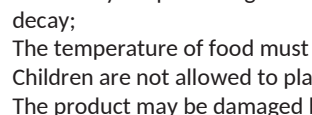
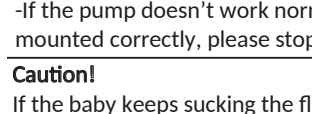
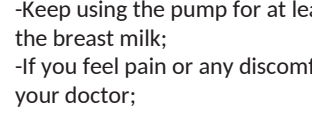
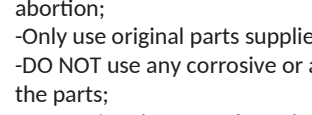
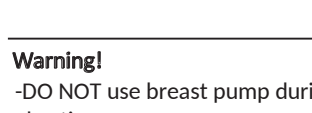
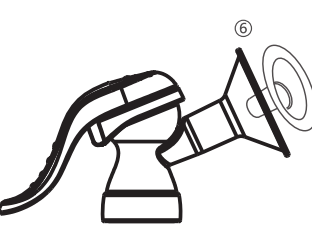
Please read instructions carefully before using the product and retain for future reference.

For the baby's safety and health

- * Before using, please check the product carefully, if you find it damaged or faulty, please do not use it. It is recommended to contact your supplier; (Pharmacy or V.MAX Local distributor).
- * Before the first use, please disassemble all the parts for cleaning and disinfection. To make sure you perform a perfect disinfection, place the parts in boiling water for 5 minutes. Or you can sterilize in a baby bottles sterilizer you may have.
- * The parts should be kept out of reach of children.

1

!!! Please adjust the lever to change suction power



Warning!

- DO NOT use breast pump during the gestation period, it may cause abortion;
- Only use original parts supplied by V.MAX, or V.MAX Local distributor;
- DO NOT use any corrosive or antibacterial detergent when cleaning the parts;
- Keep using the pump for at least 5 minutes, even it fails to pump out the breast milk;
- If you feel pain or any discomfort, stop the use of the pump and contact your doctor;
- If the pump doesn't work normally, after having checked that it has been mounted correctly, please stop and contact your supplier.

Caution!

If the baby keeps sucking the fluid food for long time, it may cause tooth decay;
The temperature of food must be suitable for baby;
Children are not allowed to play with the parts or the drinking bottles ;
The product may be damaged by falling.

Instructions for use

When to use:

We suggest using the pump when the milk secretion and feeding time become regular, usually it takes 2 to 4 weeks after the baby birth. If the doctor has other suggestions, just follow your Doctor's recommendations.

Other situation:

You can use it when it's not convenient to feed the baby directly;
When you have breast distending pain, you can use the pump to relieve the pain;
When you are at work and far from your baby, you can express your milk and store it to feed your baby once you are close to him;
You can also use the pump regularly to keep milk secretion.

2

After use

How to store the milk

Only milk collected with a sterile pump should be stored and fed to your baby;
Breast milk can be stored in a bottle warmer at 40°C, if you want to feed your baby within 4 hours;
Breast milk freshly expressed, and sealed, can be stored 10 hours in room temperature in 19-25°C;
Breast milk freshly expressed, and sealed, can be stored in the refrigerator (not in the door) for up to 48 hours. It can be stored for 3 month in the freezer;
Frozen breast milk must first thaw in the refrigerator naturally. If urgent, you can soak and thaw in the kettle. After thawing, breast milk can be stored in the refrigerator for 24 hours.
Caution: NEVER refreeze breast milk.
Frozen breast milk can be heated gradually in warm water or heated with baby bottle warmer.
WARNING : Never heat milk in a microwave as this may destroy valuable nutrients and antibodies. In addition, the uneven heating may cause hot spots in the liquid which could cause burns to the throat. Never immerse a frozen milk container in boiling water as this may cause it to crack/split. Never put boiling water directly into a feeding bottle, allow to cool for around 20 minutes before filling.

3

Clean the pump

Caution: Please make sure to wash very well your hands before starting the cleaning procedure and sterilization.

How to clean

Disassemble all the parts and thoroughly wash using clean warm natural soapy water. Please ensure all the components are placed in the top tray. We recommend sterilizing the product using the STEAM STERILIZER, Microwave Sterilizer, or by placing in boiling water for 5 minutes.

Warranty

Flo Easy is a V.MAX product, guaranteed for 2 years and carefully designed for mothers.(except failure caused by human mistake or misuse). Please take care of your warranty card. If quality problems, please contact your supplier (Pharmacy, shop, or V.MAX Local distributor).

Distributor in Lebanon:
HOSPISERVICES sarl
Ph: 81-666 909
support@hospiservices.com

Supplier or Seller Name and Stamp:

Purchase date: .

Problem

Solution

Weak suction	Adjust the piston Lever, make sure all the parts are fitted tightly and in right position
No suction	Check to see if the parts are damaged

4

5